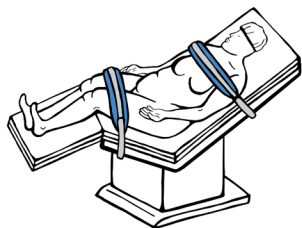
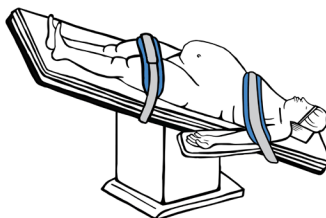


# Positions and Applications



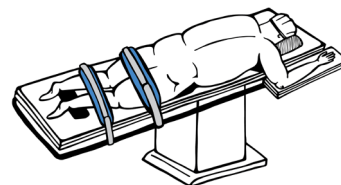
### Fowlers

Neurosurgery, shoulder surgery, nasal, addminoplasty and breast reduction



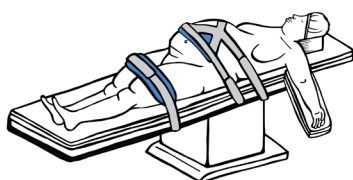
### Trendelenburg

Lower abdomen surgery, colorectal, gynecology, genitourinary, cardio version, central venous cath placement



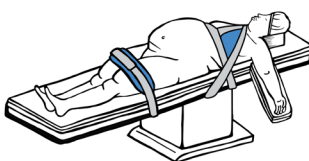
### Prone

Spine and neck, neurosurgery, colorectal, vascular



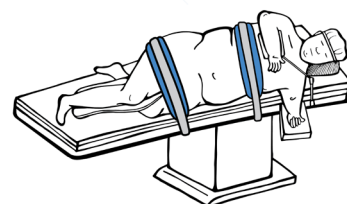
### Supine

Cardiac, abdominal, endovascular, laparoscopic, lower extremity, ENT, neck surgery



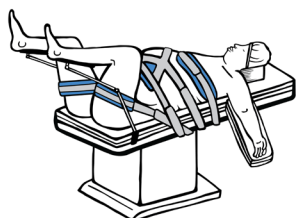
### Supine With Axillary Exposure

Breast and lymph nodes, plastics



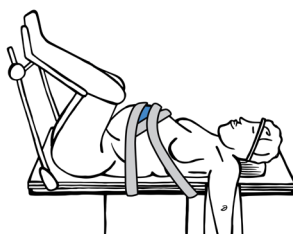
### Lateral

Spine, colorectal, kidney, hips, thoracic, ENT, neurosurgery



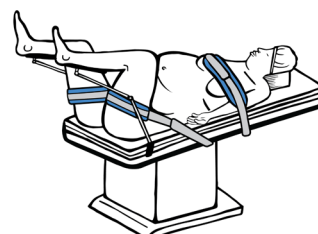
### Lithotomy

Gynecology, colorectal, urology, perineal, pelvis procedures



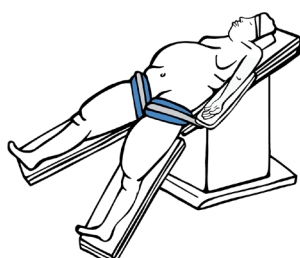
### Hi Lithotomy

Retraction of panniculus to raise legs in stirrups, eliminating pressure on the groin, abdomen and thighs



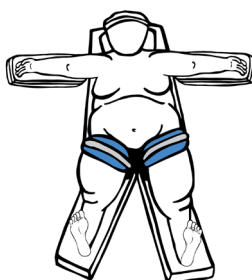
### Lithotomy Chest

Placement on chest and thighs to prevent the patient from sliding



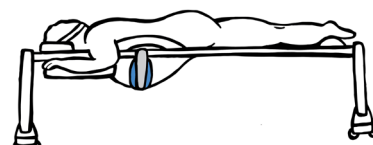
### Reverse Trendelenburg

Laparoscopic, gallbladder, stomach, prostrate, gyn, bariatric, head and neck



### Split Leg

Reverse trendelenburg: bariatric



### Spine Frame

Disc surgeries, laminectomies, decompressions. Max Retract acts as sling/hammock to support weight of panniculus preventing skin tears